

WEBSTER

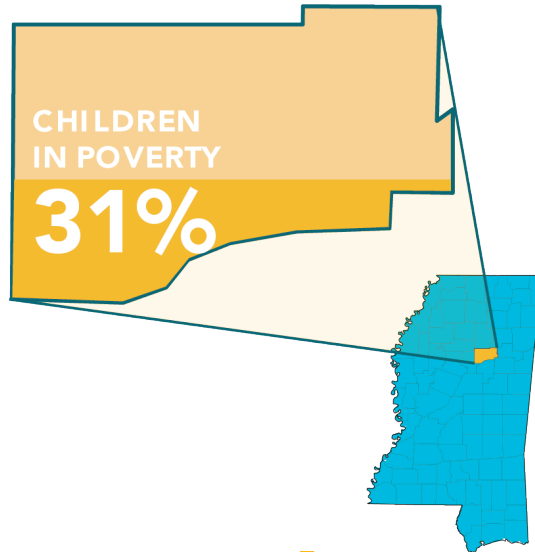
EDUCATION

BY PUBLIC SCHOOL DISTRICT

WEBSTER

TOTAL DISTRICT ENROLLMENT	1,863
% PROFICIENT OR ABOVE IN 3RD GRADE LANGUAGE ARTS	45%
% PROFICIENT OR ABOVE IN 3RD GRADE MATH	54%
CHRONIC ABSENCE	15%
DROPOUT RATE	8%
GRADUATION RATE	89%

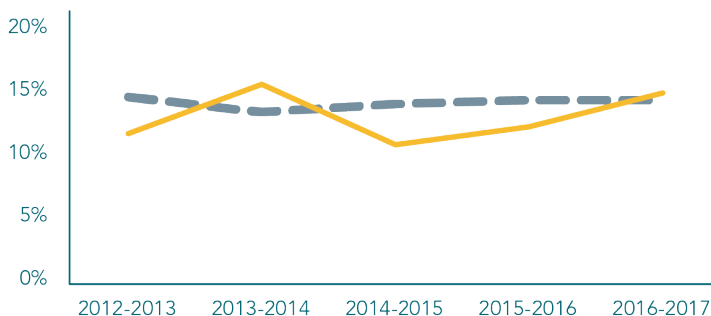
DEMOGRAPHICS



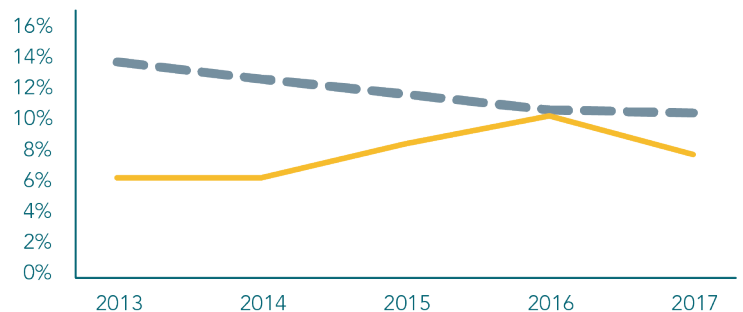
TOTAL POPULATION	9,922	NO PARENT EMPLOYED	20%
TOTAL BIRTHS IN 2016	132	SINGLE PARENT HOUSEHOLD	34%
WHITE POPULATION	79%	POVERTY OF ALL AGES	21%
BLACK POPULATION	19%	MOTHERS WITHOUT HIGH SCHOOL DIPLOMA	11%

CHRONIC ABSENCE AND DROPOUT RATES

CHRONIC ABSENCE



DROPOUT RATE



MS WEBSTER