

# WASHINGTON



## EDUCATION

BY PUBLIC SCHOOL DISTRICT

GREENVILLE | HOLLANDALE | LELAND | WESTERN LINE

### TOTAL DISTRICT ENROLLMENT

4,877 | 627 | 884 | 1,955

### % PROFICIENT OR ABOVE IN 3RD GRADE LANGUAGE ARTS

15% | 6% | 8% | 46%

### % PROFICIENT OR ABOVE IN 3RD GRADE MATH

22% | 2% | 8% | 56%

### CHRONIC ABSENCE RATE 2016/17

16% | 3% | 11% | 13%

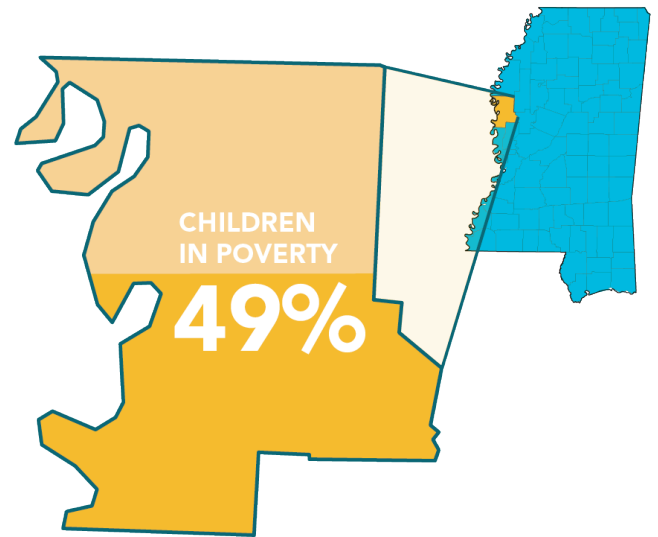
### DROPOUT RATE 2017

23% | 13% | 14% | 11%

### GRADUATION RATE 2017

73% | 87% | 81% | 84%

## DEMOGRAPHICS



TOTAL POPULATION **48,824**

TOTAL BIRTHS IN 2016 **666**

WHITE POPULATION **26%**

BLACK POPULATION **72%**

NO PARENT EMPLOYED **16%**

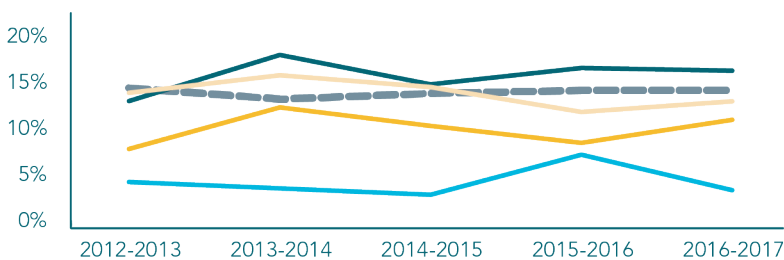
SINGLE PARENT HOUSEHOLDS **69%**

POVERTY OF ALL AGES **34%**

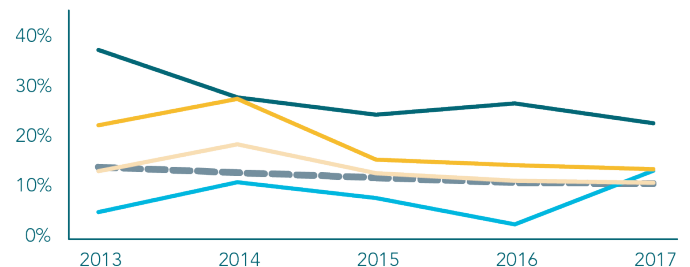
MOTHERS WITHOUT HIGH SCHOOL DIPLOMA **19%**

## CHRONIC ABSENCE AND DROPOUT RATES

CHRONIC ABSENCE



DROPOUT RATE



MS GREENVILLE  
HOLLANDALE LELAND  
WESTERN LINE