

UNION




DEMOGRAPHICS

EDUCATION

by public school district

NEW ALBANY | UNION

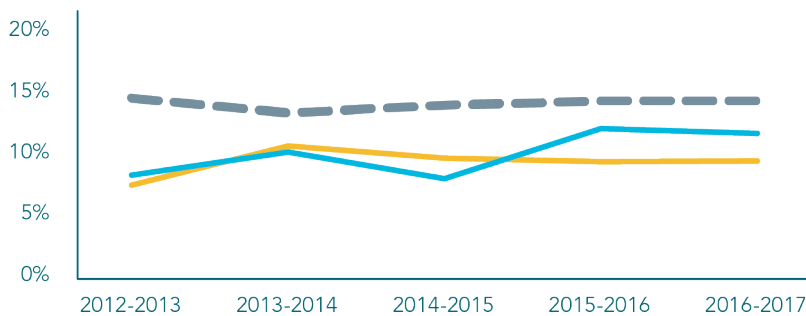
	NEW ALBANY	UNION
TOTAL DISTRICT ENROLLMENT	2,163	2,980
% PROFICIENT OR ABOVE IN 3RD GRADE LANGUAGE ARTS	41%	64%
% PROFICIENT OR ABOVE IN 3RD GRADE MATH	47%	60%
CHRONIC ABSENCE	9%	12%
DROPOUT RATE	9%	11%
GRADUATION RATE	82%	83%



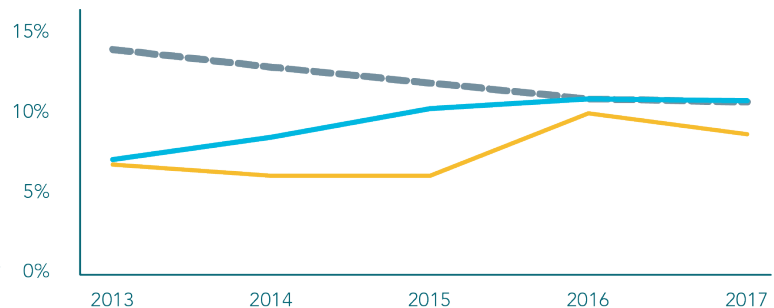
TOTAL POPULATION	27,989	NO PARENT EMPLOYED	10%
TOTAL BIRTHS IN 2016	388	SINGLE PARENT HOUSEHOLD	30%
WHITE POPULATION	82%	POVERTY OF ALL AGES	13%
BLACK POPULATION	15%	MOTHERS WITHOUT HIGH SCHOOL DIPLOMA	22%

CHRONIC ABSENCE AND DROPOUT RATES

CHRONIC ABSENCE



DROPOUT RATE



MS NEW ALBANY UNION