

TUNICA



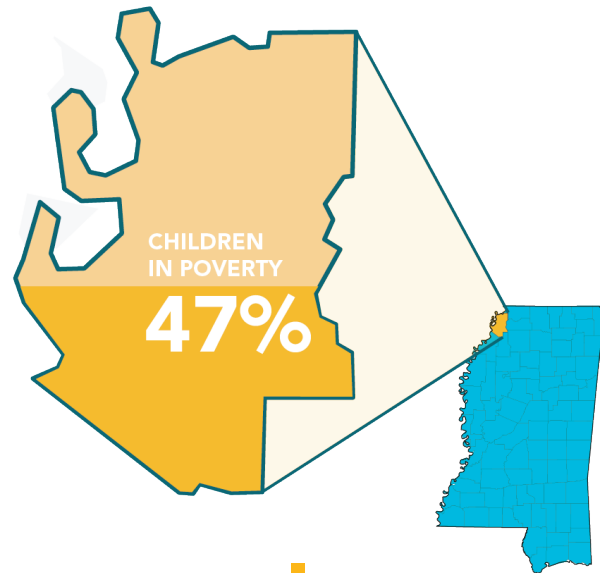
EDUCATION

BY PUBLIC SCHOOL DISTRICT

TUNICA

TOTAL DISTRICT ENROLLMENT	2,054
% PROFICIENT OR ABOVE IN 3RD GRADE LANGUAGE ARTS	14%
% PROFICIENT OR ABOVE IN 3RD GRADE MATH	30%
CHRONIC ABSENCE	14%
DROPOUT RATE	8%
GRADUATION RATE	86%

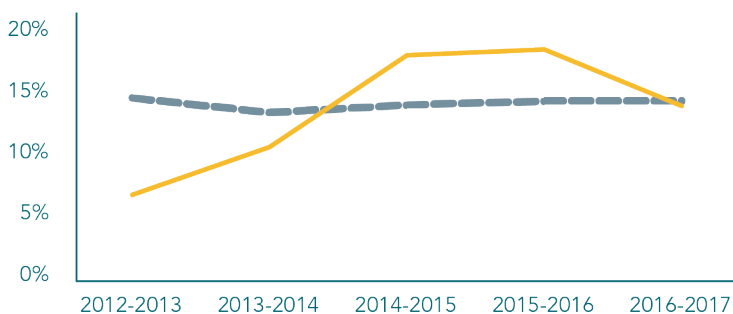
DEMOGRAPHICS



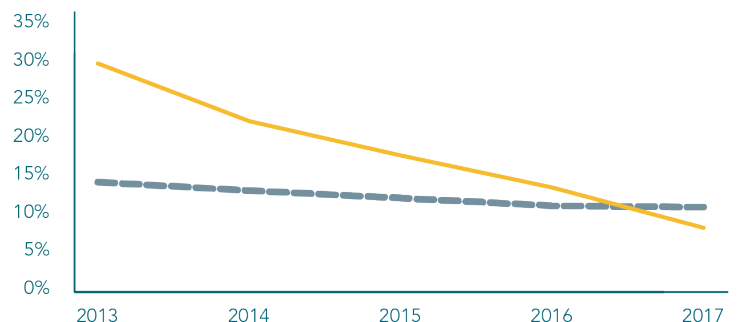
TOTAL POPULATION	10,407	NO PARENT EMPLOYED	6%
TOTAL BIRTHS IN 2016	184	SINGLE PARENT HOUSEHOLD	65%
WHITE POPULATION	20%	POVERTY OF ALL AGES	31%
BLACK POPULATION	77%	MOTHERS WITHOUT HIGH SCHOOL DIPLOMA	20%

CHRONIC ABSENCE AND DROPOUT RATES

CHRONIC ABSENCE



DROPOUT RATE



MS TUNICA