

TALLAHATCHIE




DEMOGRAPHICS

EDUCATION

by public school district

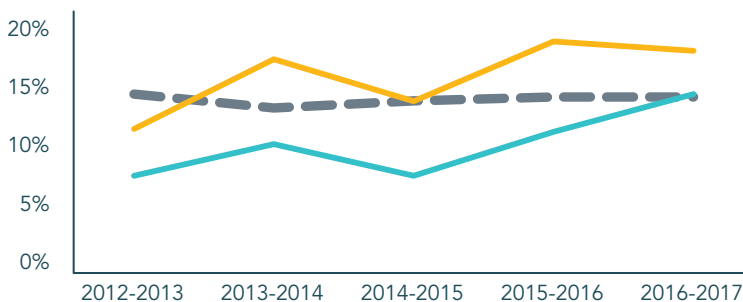
	EAST TALL.	WEST TALL.
TOTAL DISTRICT ENROLLMENT	1,168	740
% PROFICIENT OR ABOVE IN 3RD GRADE LANGUAGE ARTS	20%	9%
% PROFICIENT OR ABOVE IN 3RD GRADE MATH	24%	33%
CHRONIC ABSENCE	18%	14%
DROPOUT RATE	7%	0%
GRADUATION RATE	91%	89%



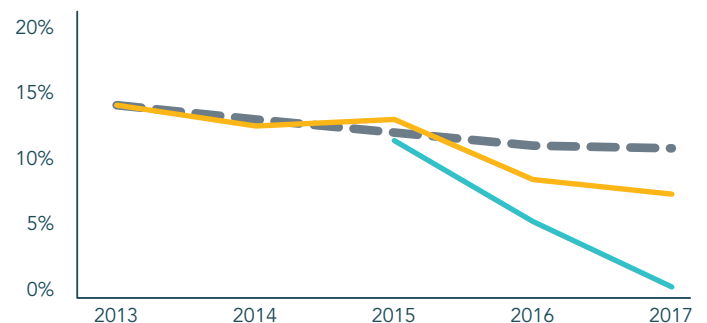
TOTAL POPULATION	14,776	NO PARENT EMPLOYED	26%
TOTAL BIRTHS IN 2016	151	SINGLE PARENT HOUSEHOLD	66%
WHITE POPULATION	38%	POVERTY OF ALL AGES	37%
BLACK POPULATION	47%	MOTHERS WITHOUT HIGH SCHOOL DIPLOMA	19%

CHRONIC ABSENCE AND DROPOUT RATES

CHRONIC ABSENCE



DROPOUT RATE



MS EAST TALLAHATCHIE WEST TALLAHATCHIE