


## EDUCATION

BY PUBLIC SCHOOL DISTRICT

### SMITH

TOTAL DISTRICT ENROLLMENT	2,722
% PROFICIENT OR ABOVE IN 3RD GRADE LANGUAGE ARTS	39%
% PROFICIENT OR ABOVE IN 3RD GRADE MATH	40%
CHRONIC ABSENCE	11%
DROPOUT RATE	8%
GRADUATION RATE	85%

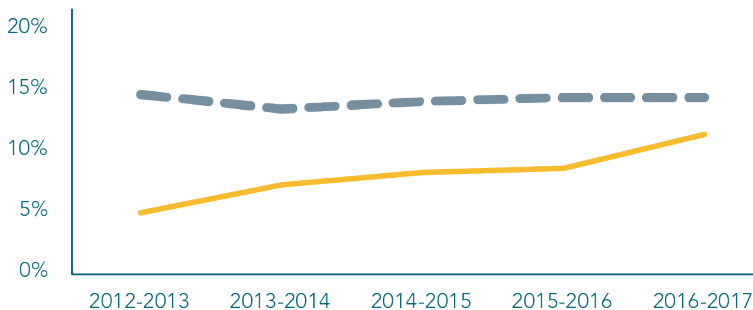
## DEMOGRAPHICS



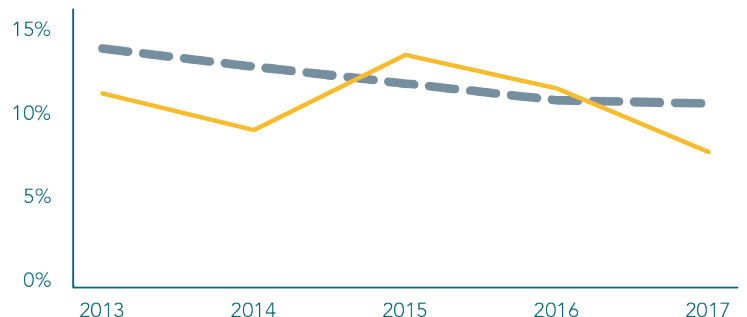
TOTAL POPULATION	16,137	NO PARENT EMPLOYED	20%
TOTAL BIRTHS IN 2016	190	SINGLE PARENT HOUSEHOLD	37%
WHITE POPULATION	75%	POVERTY OF ALL AGES	19%
BLACK POPULATION	25%	MOTHERS WITHOUT HIGH SCHOOL DIPLOMA	6%

## CHRONIC ABSENCE AND DROPOUT RATES

CHRONIC ABSENCE



DROPOUT RATE



MS SMITH