

# SCOTT




## DEMOGRAPHICS

### EDUCATION

by public school district

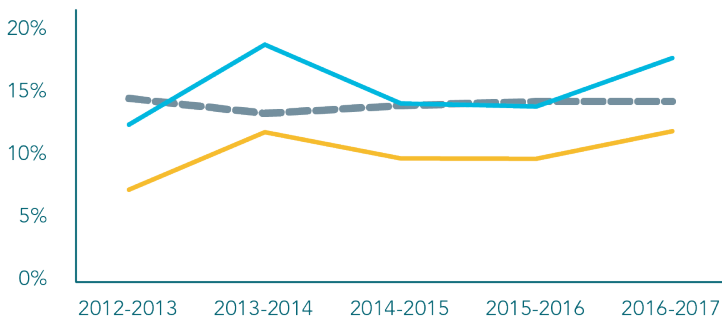
	FOREST MUNICIPAL	SCOTT
TOTAL DISTRICT ENROLLMENT	1,660	4,061
% PROFICIENT OR ABOVE IN 3RD GRADE LANGUAGE ARTS	16%	35%
% PROFICIENT OR ABOVE IN 3RD GRADE MATH	34%	41%
CHRONIC ABSENCE	12%	18%
DROPOUT RATE	13%	7%
GRADUATION RATE	75%	87%



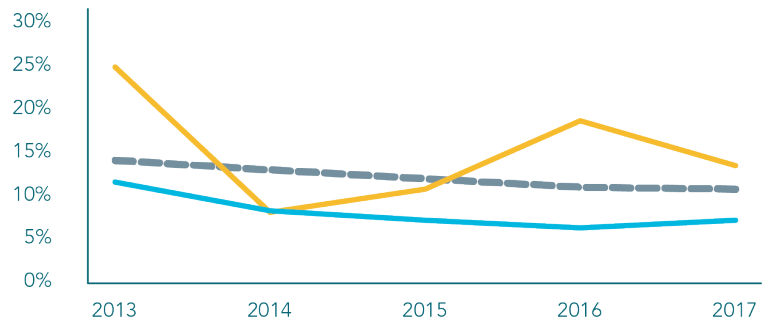
TOTAL POPULATION	<b>28,268</b>	NO PARENT EMPLOYED	<b>11%</b>
TOTAL BIRTHS IN 2016	<b>481</b>	SINGLE PARENT HOUSEHOLD	<b>57%</b>
WHITE POPULATION	<b>58%</b>	POVERTY OF ALL AGES	<b>23%</b>
BLACK POPULATION	<b>38%</b>	MOTHERS WITHOUT HIGH SCHOOL DIPLOMA	<b>36%</b>

## CHRONIC ABSENCE AND DROPOUT RATES

CHRONIC ABSENCE



DROPOUT RATE



MS FOREST MUNICIPAL SCOTT