


# RANKIN

## DEMOGRAPHICS

### EDUCATION

by public school district

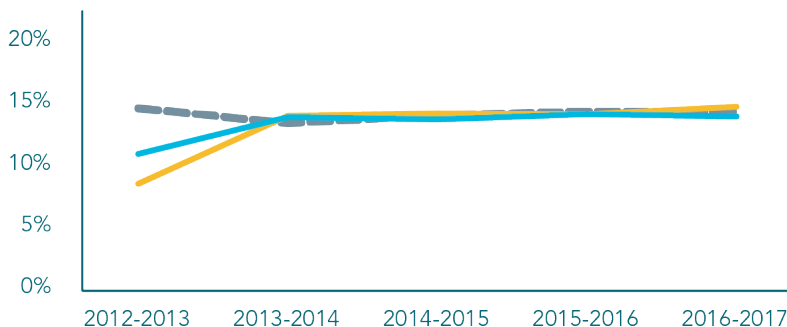
	PEARL	RANKIN
TOTAL DISTRICT ENROLLMENT	4,227	19,314
% PROFICIENT OR ABOVE IN 3RD GRADE LANGUAGE ARTS	50%	52%
% PROFICIENT OR ABOVE IN 3RD GRADE MATH	47%	54%
CHRONIC ABSENCE	15%	14%
DROPOUT RATE	5%	7%
GRADUATION RATE	94%	89%



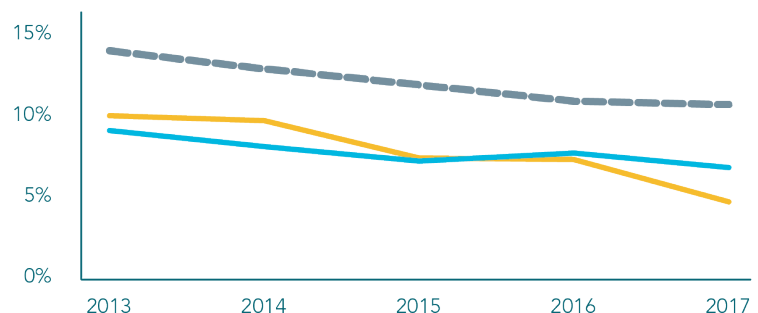
TOTAL POPULATION	<b>147,930</b>	NO PARENT EMPLOYED	<b>3%</b>
TOTAL BIRTHS IN 2016	<b>1,805</b>	SINGLE PARENT HOUSEHOLD	<b>27%</b>
WHITE POPULATION	<b>77%</b>	POVERTY OF ALL AGES	<b>10%</b>
BLACK POPULATION	<b>20%</b>	MOTHERS WITHOUT HIGH SCHOOL DIPLOMA	<b>8%</b>

## CHRONIC ABSENCE AND DROPOUT RATES

CHRONIC ABSENCE



DROPOUT RATE



MS PEARL RANKIN