

PERRY

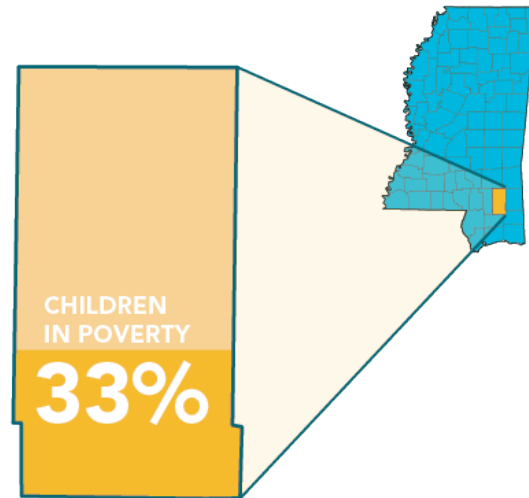


DEMOGRAPHICS

EDUCATION

by public school district

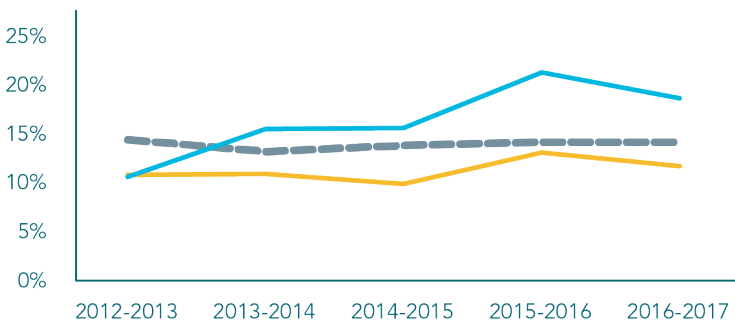
	PERRY	RICHTON
TOTAL DISTRICT ENROLLMENT	1,031	681
% PROFICIENT OR ABOVE IN 3RD GRADE LANGUAGE ARTS	37%	23%
% PROFICIENT OR ABOVE IN 3RD GRADE MATH	18%	38%
CHRONIC ABSENCE	12%	19%
DROPOUT RATE	13%	18%
GRADUATION RATE	76%	79%



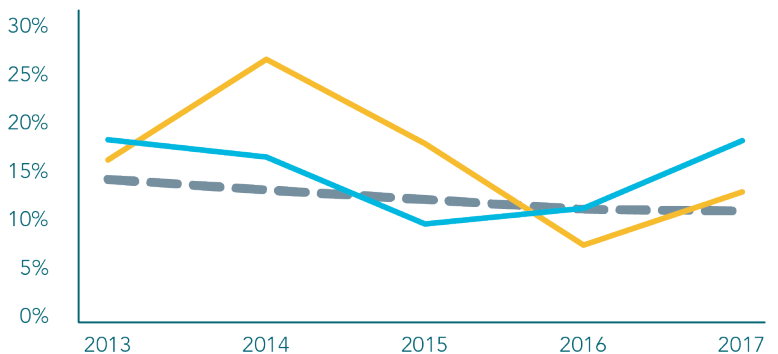
TOTAL POPULATION	12,174	NO PARENT EMPLOYED	20%
TOTAL BIRTHS IN 2016	137	SINGLE PARENT HOUSEHOLD	41%
WHITE POPULATION	79%	POVERTY OF ALL AGES	21%
BLACK POPULATION	20%	MOTHERS WITHOUT HIGH SCHOOL DIPLOMA	19%

CHRONIC ABSENCE AND DROPOUT RATES

CHRONIC ABSENCE



DROPOUT RATE



MS PERRY RICHTON