

PEARL RIVER

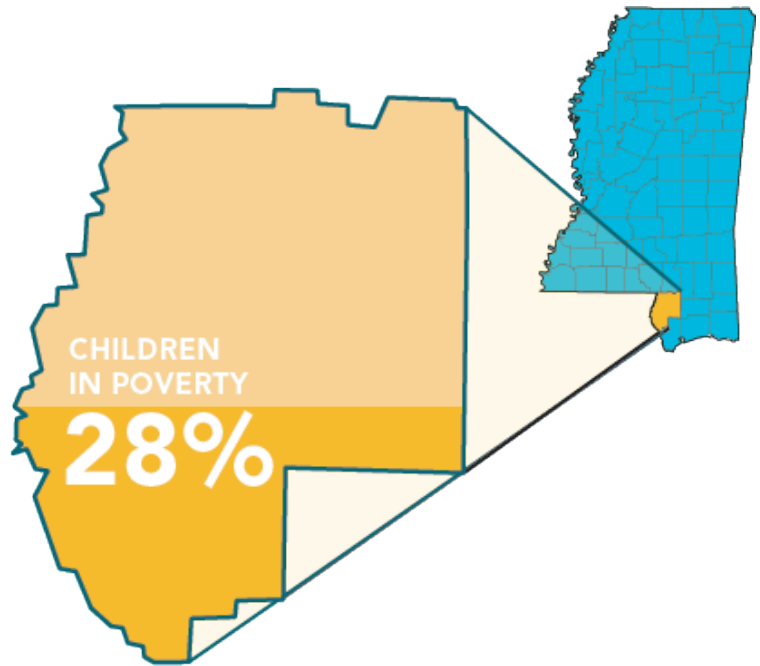
EDUCATION

BY PUBLIC SCHOOL DISTRICT

PEARL RIVER | PICAYUNE | POPLARVILLE

TOTAL DISTRICT ENROLLMENT	PEARL RIVER	PICAYUNE	POPLARVILLE
	3,235	3,613	1,883
% PROFICIENT OR ABOVE IN 3RD GRADE LANGUAGE ARTS	34%	35%	45%
% PROFICIENT OR ABOVE IN 3RD GRADE MATH	48%	26%	42%
CHRONIC ABSENCE RATE 2016/17	24%	17%	16%
DROPOUT RATE 2017	6%	15%	11%
GRADUATION RATE 2017	88%	81%	87%

DEMOGRAPHICS

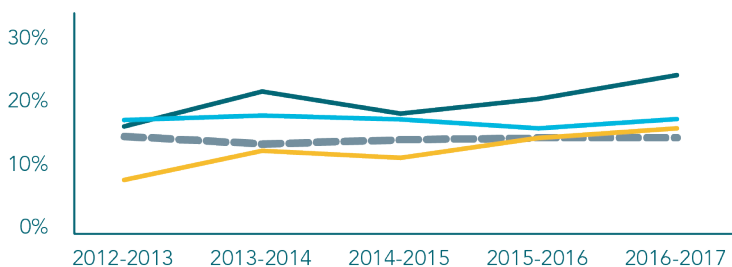


TOTAL POPULATION	55,167
TOTAL BIRTHS IN 2016	610
WHITE POPULATION	84%
BLACK POPULATION	13%

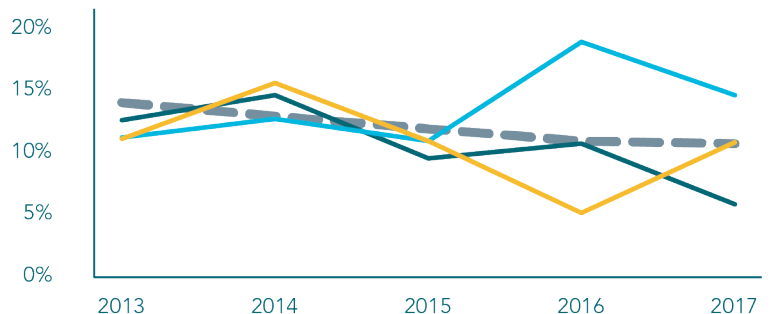
NO PARENT EMPLOYED	13%
SINGLE PARENT HOUSEHOLDS	33%
POVERTY OF ALL AGES	19%
MOTHERS WITHOUT HIGH SCHOOL DIPLOMA	12%

CHRONIC ABSENCE AND DROPOUT RATES

CHRONIC ABSENCE



DROPOUT RATE



MS PEARL RIVER
PICAYUNE POPLARVILLE