

MONTGOMERY

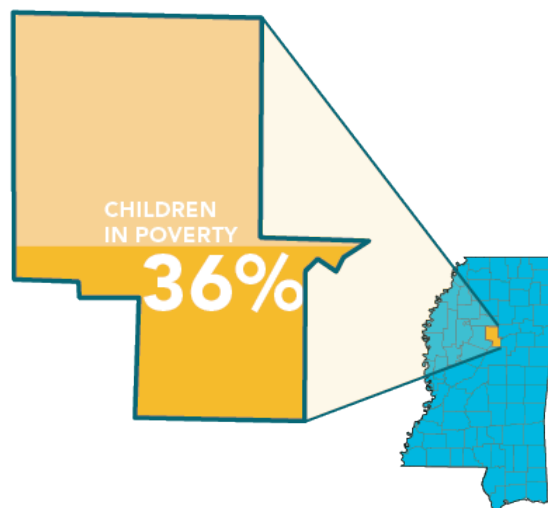


DEMOGRAPHICS

EDUCATION

by public school district

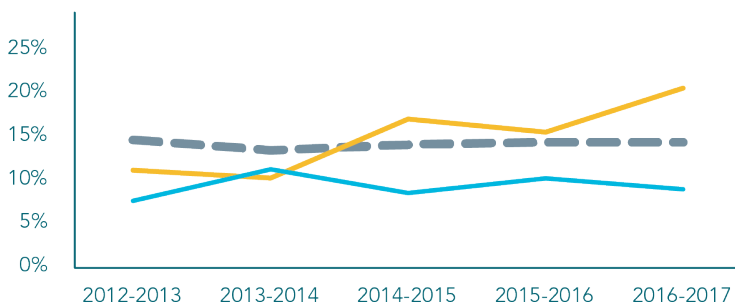
	MONTGOMERY	WINONA
TOTAL DISTRICT ENROLLMENT	242	1,078
% PROFICIENT OR ABOVE IN 3RD GRADE LANGUAGE ARTS	15%	40%
% PROFICIENT OR ABOVE IN 3RD GRADE MATH	35%	40%
CHRONIC ABSENCE	20%	9%
DROPOUT RATE	11%	9%
GRADUATION RATE	84%	83%



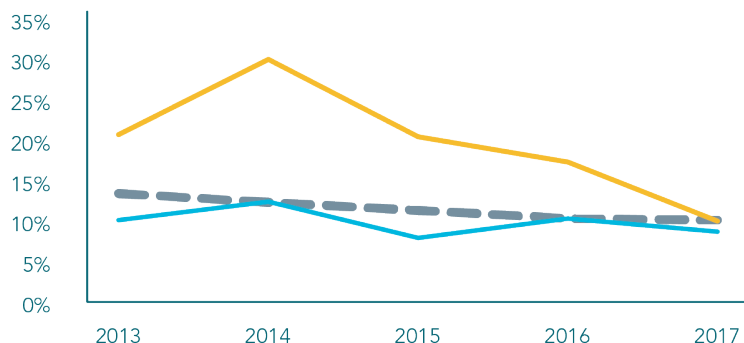
TOTAL POPULATION	10,353	NO PARENT EMPLOYED	36%
TOTAL BIRTHS IN 2016	136	SINGLE PARENT HOUSEHOLD	57%
WHITE POPULATION	54%	POVERTY OF ALL AGES	24%
BLACK POPULATION	45%	MOTHERS WITHOUT HIGH SCHOOL DIPLOMA	14%

CHRONIC ABSENCE AND DROPOUT RATES

CHRONIC ABSENCE



DROPOUT RATE



MS MONTGOMERY WINONA