

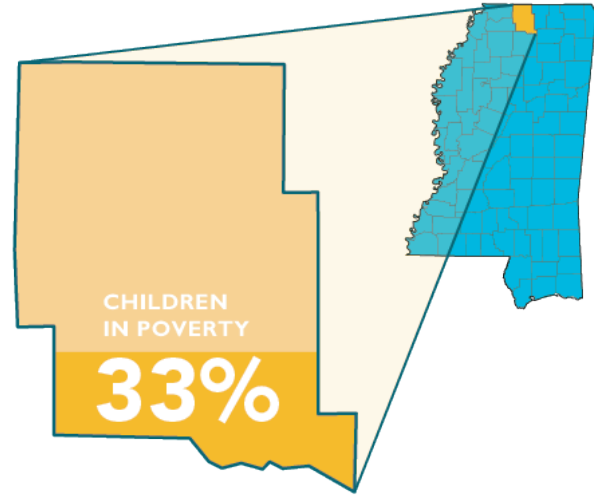
MARSHALL

DEMOGRAPHICS

EDUCATION

by public school district

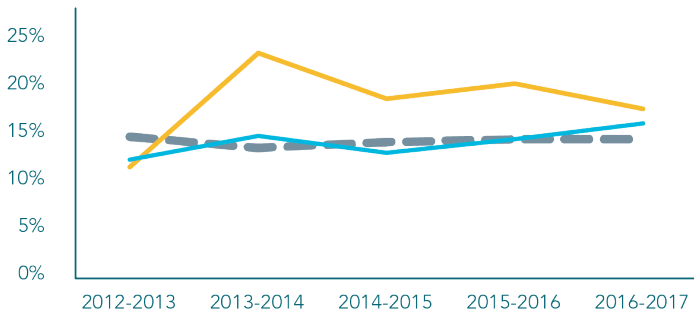
	HOLLY SPRINGS	MARSHALL
TOTAL DISTRICT ENROLLMENT	1,320	3,070
% PROFICIENT OR ABOVE IN 3RD GRADE LANGUAGE ARTS	15%	25%
% PROFICIENT OR ABOVE IN 3RD GRADE MATH	18%	17%
CHRONIC ABSENCE	17%	16%
DROPOUT RATE	2%	15%
GRADUATION RATE	88%	78%



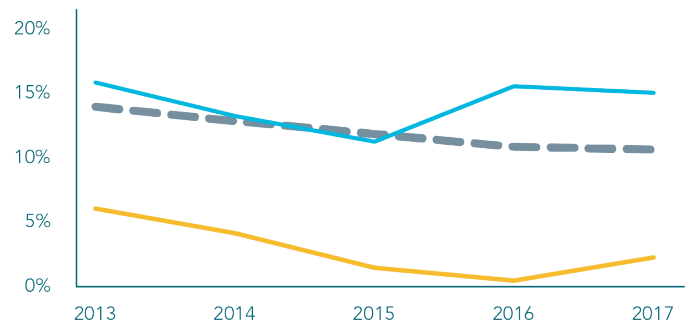
TOTAL POPULATION	36,196	NO PARENT EMPLOYED	29%
TOTAL BIRTHS IN 2016	406	SINGLE PARENT HOUSEHOLD	50%
WHITE POPULATION	49%	POVERTY OF ALL AGES	23%
BLACK POPULATION	48%	MOTHERS WITHOUT HIGH SCHOOL DIPLOMA	14%

CHRONIC ABSENCE AND DROPOUT RATES

CHRONIC ABSENCE



DROPOUT RATE



MS HOLLY SPRINGS MARSHALL