

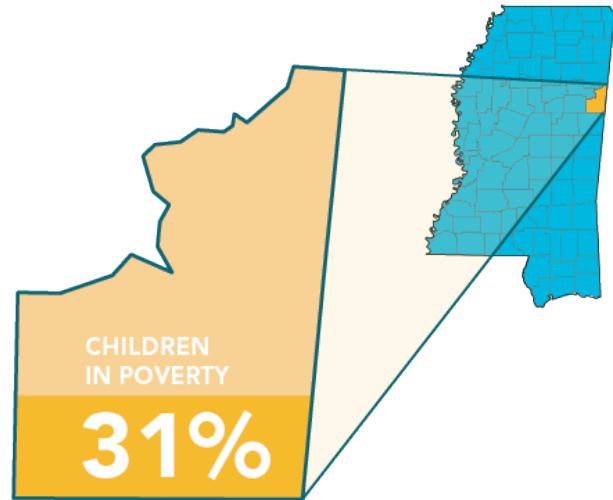
# LOWNDES

## DEMOGRAPHICS

### EDUCATION

by public school district

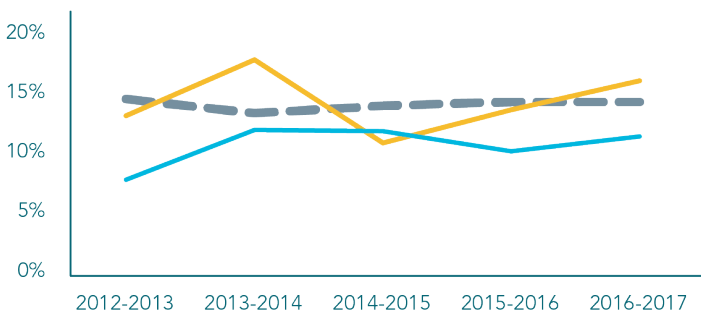
	COLUMBUS MUNICIPAL	LOWNDES
TOTAL DISTRICT ENROLLMENT	3,826	5,408
% PROFICIENT OR ABOVE IN 3RD GRADE LANGUAGE ARTS	15%	47%
% PROFICIENT OR ABOVE IN 3RD GRADE MATH	16%	54%
CHRONIC ABSENCE	16%	11%
DROPOUT RATE	11%	6%
GRADUATION RATE	80%	90%



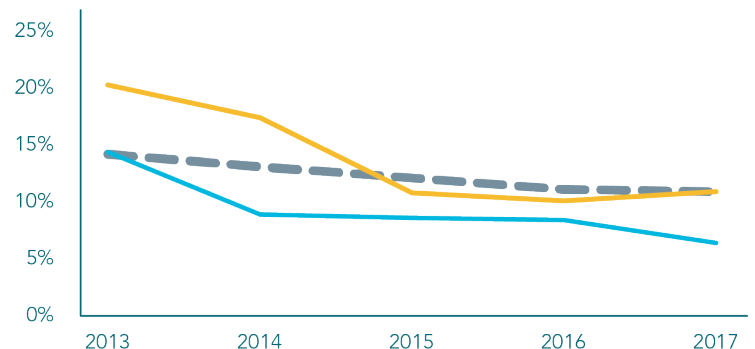
TOTAL POPULATION	<b>59,785</b>	NO PARENT EMPLOYED	<b>9%</b>
TOTAL BIRTHS IN 2016	<b>799</b>	SINGLE PARENT HOUSEHOLD	<b>44%</b>
WHITE POPULATION	<b>54%</b>	POVERTY OF ALL AGES	<b>21%</b>
BLACK POPULATION	<b>44%</b>	MOTHERS WITHOUT HIGH SCHOOL DIPLOMA	<b>11%</b>

## CHRONIC ABSENCE AND DROPOUT RATES

CHRONIC ABSENCE



DROPOUT RATE



MS COLUMBUS LOWNDES