

# LEFLORE



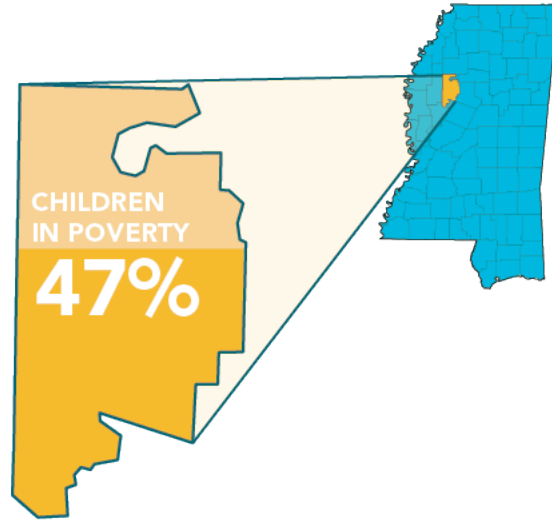
## DEMOGRAPHICS

### EDUCATION

by public school district

GREENWOOD | LEFLORE

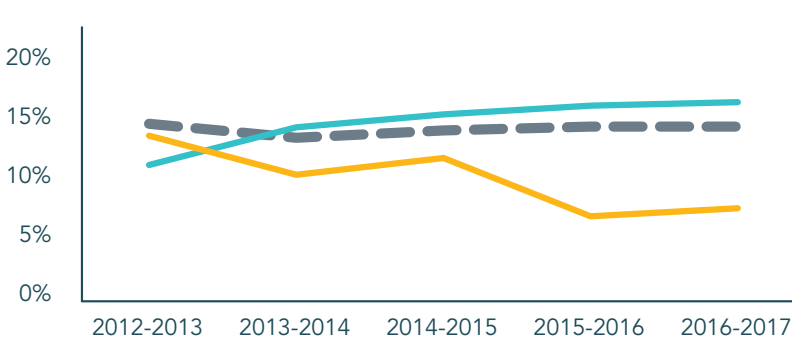
	GREENWOOD	LEFLORE
TOTAL DISTRICT ENROLLMENT	2,781	2,286
% PROFICIENT OR ABOVE IN 3RD GRADE LANGUAGE ARTS	19%	10%
% PROFICIENT OR ABOVE IN 3RD GRADE MATH	42%	10%
CHRONIC ABSENCE	16%	7%
DROPOUT RATE	14%	13%
GRADUATION RATE	70%	75%



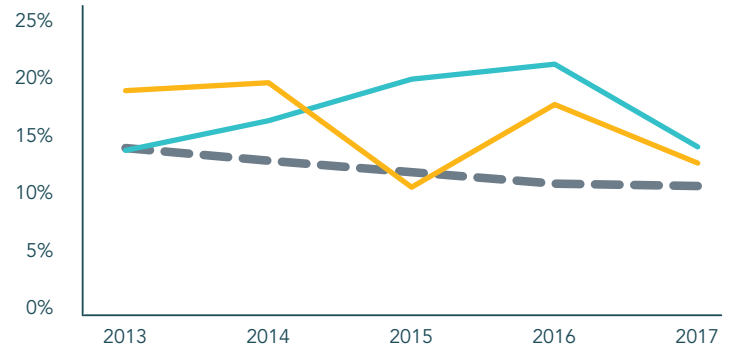
TOTAL POPULATION	<b>30,500</b>	NO PARENT EMPLOYED	<b>34%</b>
TOTAL BIRTHS IN 2016	<b>469</b>	SINGLE PARENT HOUSEHOLD	<b>66%</b>
WHITE POPULATION	<b>25%</b>	POVERTY OF ALL AGES	<b>36%</b>
BLACK POPULATION	<b>73%</b>	MOTHERS WITHOUT HIGH SCHOOL DIPLOMA	<b>21%</b>

## CHRONIC ABSENCE AND DROPOUT RATES

CHRONIC ABSENCE



DROPOUT RATE



MS LEFLORE GREENWOOD