

LAWRENCE

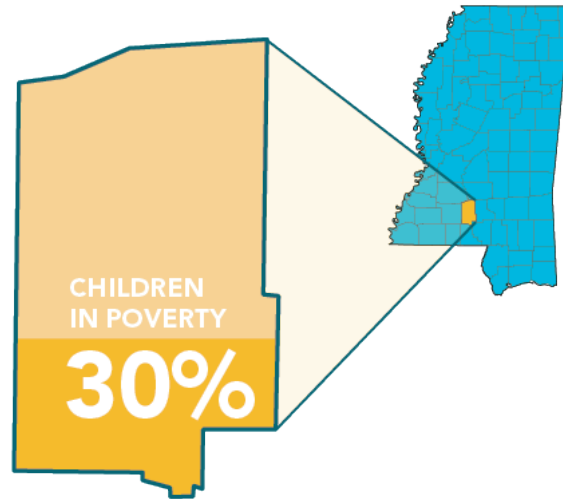
EDUCATION

BY PUBLIC SCHOOL DISTRICT

LAWRENCE

TOTAL DISTRICT ENROLLMENT	2,148
% PROFICIENT OR ABOVE IN 3RD GRADE LANGUAGE ARTS	34%
% PROFICIENT OR ABOVE IN 3RD GRADE MATH	40%
CHRONIC ABSENCE	18%
DROPOUT RATE	15%
GRADUATION RATE	80%

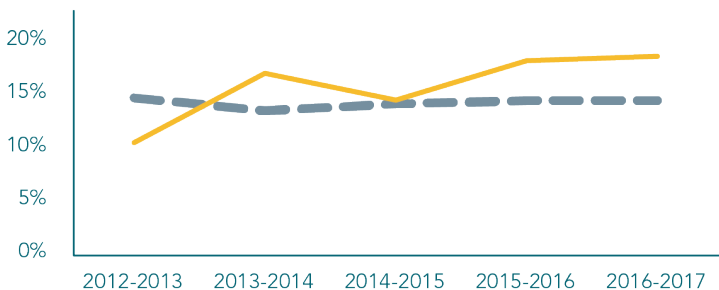
DEMOGRAPHICS



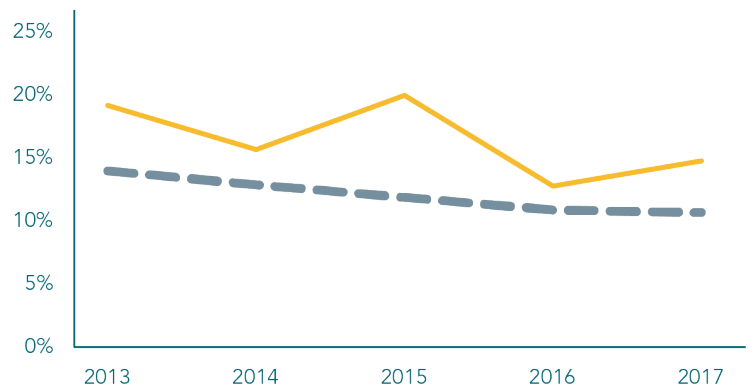
TOTAL POPULATION	12,603	NO PARENT EMPLOYED	7%
TOTAL BIRTHS IN 2016	170	SINGLE PARENT HOUSEHOLD	37%
WHITE POPULATION	66%	POVERTY OF ALL AGES	20%
BLACK POPULATION	33%	MOTHERS WITHOUT HIGH SCHOOL DIPLOMA	11%

CHRONIC ABSENCE AND DROPOUT RATES

CHRONIC ABSENCE



DROPOUT RATE



MS LAWRENCE