

# LAMAR

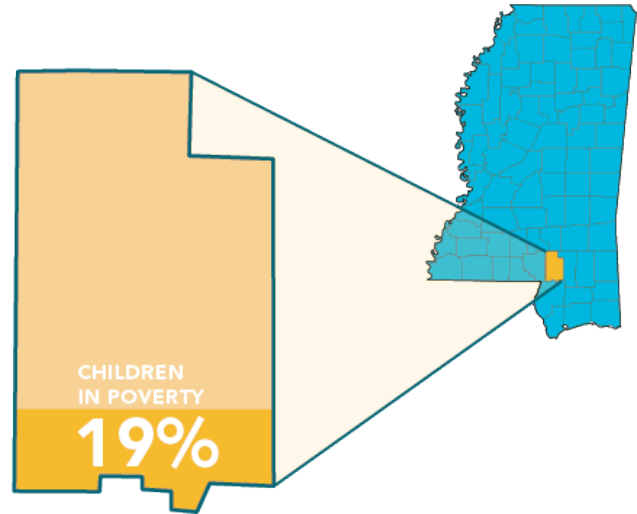


## DEMOGRAPHICS

### EDUCATION

by public school district

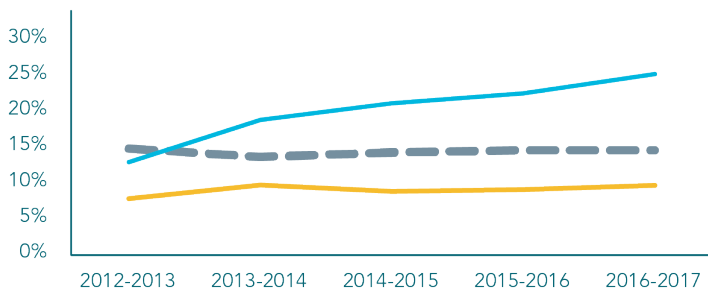
	LAMAR	LUMBERTON
TOTAL DISTRICT ENROLLMENT	9,933	584
% PROFICIENT OR ABOVE IN 3RD GRADE LANGUAGE ARTS	43%	28%
% PROFICIENT OR ABOVE IN 3RD GRADE MATH	44%	40%
CHRONIC ABSENCE	9%	25%
DROPOUT RATE	2%	10%
GRADUATION RATE	92%	85%



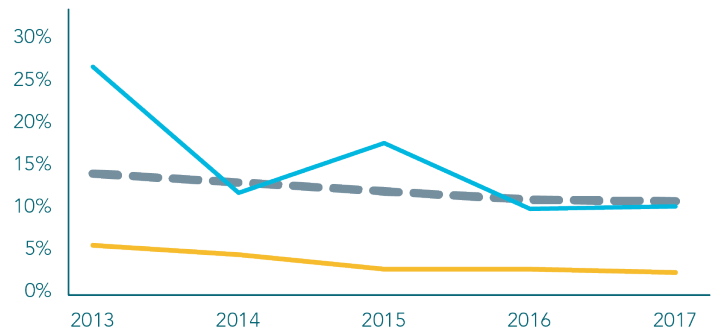
TOTAL POPULATION	<b>59,623</b>	NO PARENT EMPLOYED	<b>5%</b>
TOTAL BIRTHS IN 2016	<b>789</b>	SINGLE PARENT HOUSEHOLD	<b>34%</b>
WHITE POPULATION	<b>76%</b>	POVERTY OF ALL AGES	<b>13%</b>
BLACK POPULATION	<b>20%</b>	MOTHERS WITHOUT HIGH SCHOOL DIPLOMA	<b>9%</b>

## CHRONIC ABSENCE AND DROPOUT RATES

CHRONIC ABSENCE



DROPOUT RATE



MS LAMAR LUMBERTON