

JONES

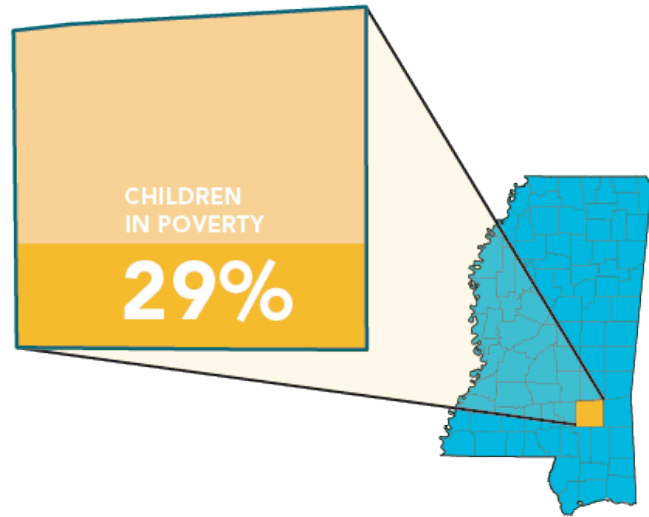


DEMOGRAPHICS

EDUCATION

by public school district

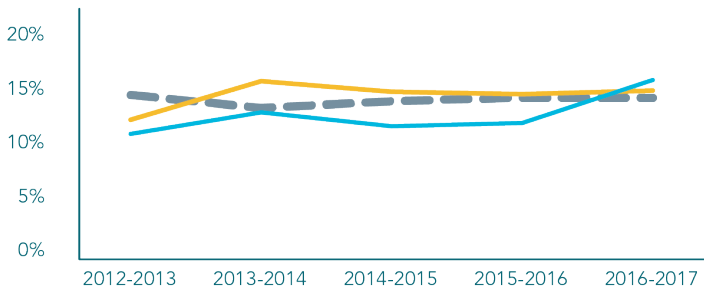
	JONES	LAUREL
TOTAL DISTRICT ENROLLMENT	8,689	3,181
% PROFICIENT OR ABOVE IN 3RD GRADE LANGUAGE ARTS	39%	28%
% PROFICIENT OR ABOVE IN 3RD GRADE MATH	48%	31%
CHRONIC ABSENCE	15%	16%
DROPOUT RATE	8%	16%
GRADUATION RATE	88%	77%



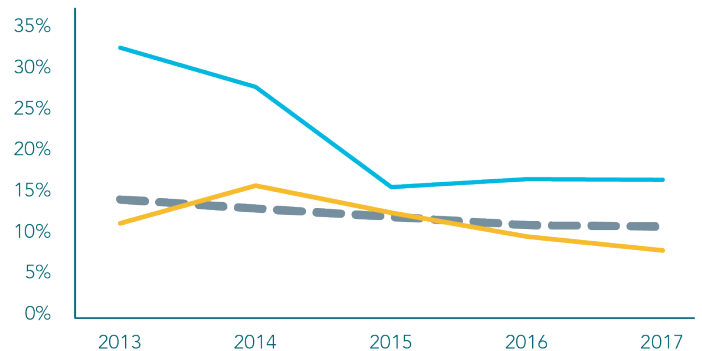
TOTAL POPULATION	68,313	NO PARENT EMPLOYED	25%
TOTAL BIRTHS IN 2016	965	SINGLE PARENT HOUSEHOLD	47%
WHITE POPULATION	69%	POVERTY OF ALL AGES	21%
BLACK POPULATION	29%	MOTHERS WITHOUT HIGH SCHOOL DIPLOMA	22%

CHRONIC ABSENCE AND DROPOUT RATES

CHRONIC ABSENCE



DROPOUT RATE



MS JONES LAUREL