

JEFFERSON-DAVIS



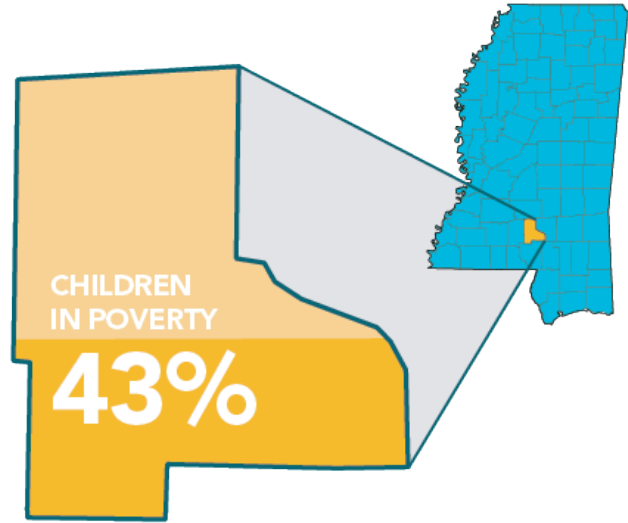
EDUCATION

BY PUBLIC SCHOOL DISTRICT

JEFFERSON-DAVIS

TOTAL DISTRICT ENROLLMENT	1,366
% PROFICIENT OR ABOVE IN 3RD GRADE LANGUAGE ARTS	23%
% PROFICIENT OR ABOVE IN 3RD GRADE MATH	34%
CHRONIC ABSENCE	13%
DROPOUT RATE	14%
GRADUATION RATE	84%

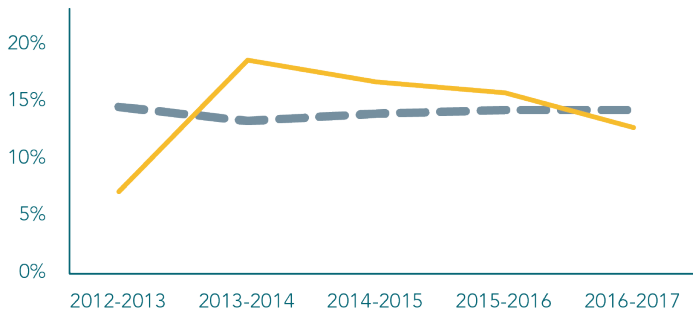
DEMOGRAPHICS



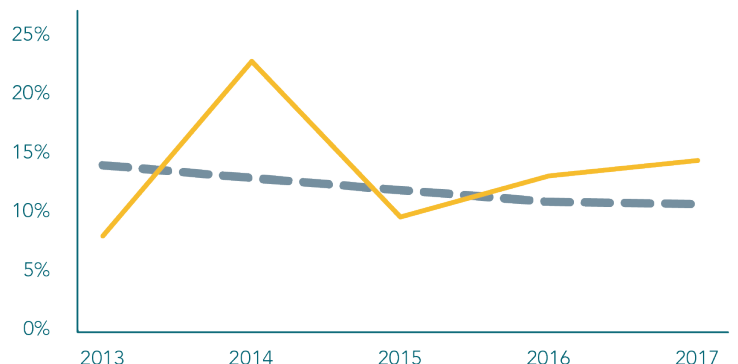
TOTAL POPULATION	11,771	NO PARENT EMPLOYED	37%
TOTAL BIRTHS IN 2016	126	SINGLE PARENT HOUSEHOLD	61%
WHITE POPULATION	38%	POVERTY OF ALL AGES	27%
BLACK POPULATION	61%	MOTHERS WITHOUT HIGH SCHOOL DIPLOMA	14%

CHRONIC ABSENCE AND DROPOUT RATES

CHRONIC ABSENCE



DROPOUT RATE



MS JEFFERSON-DAVIS