

# ITAWAMBA



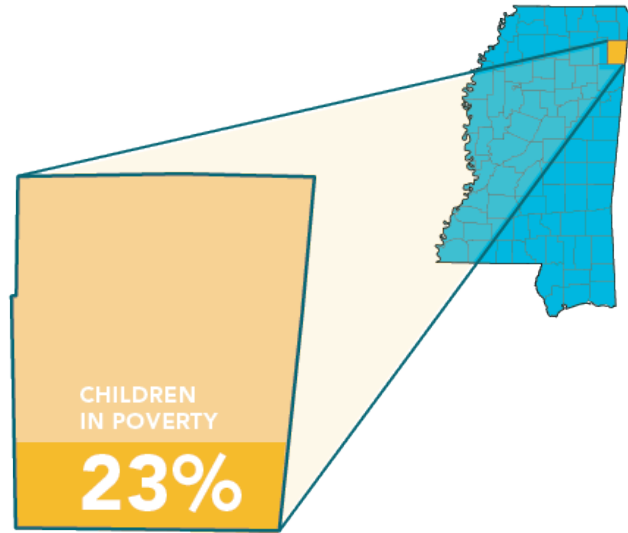
## EDUCATION

BY PUBLIC SCHOOL DISTRICT

### ITAWAMBA

TOTAL DISTRICT ENROLLMENT	3,630
% PROFICIENT OR ABOVE IN 3RD GRADE LANGUAGE ARTS	40%
% PROFICIENT OR ABOVE IN 3RD GRADE MATH	43%
CHRONIC ABSENCE	16%
DROPOUT RATE	11%
GRADUATION RATE	84%

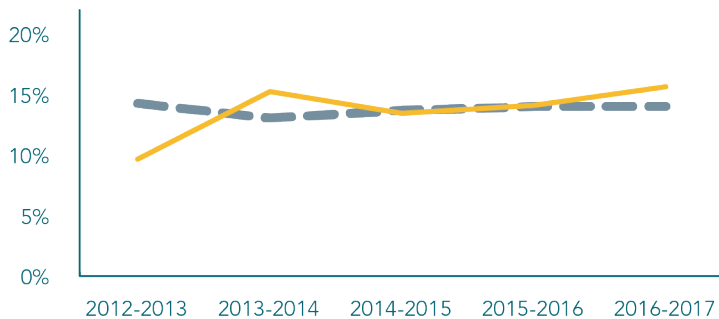
## DEMOGRAPHICS



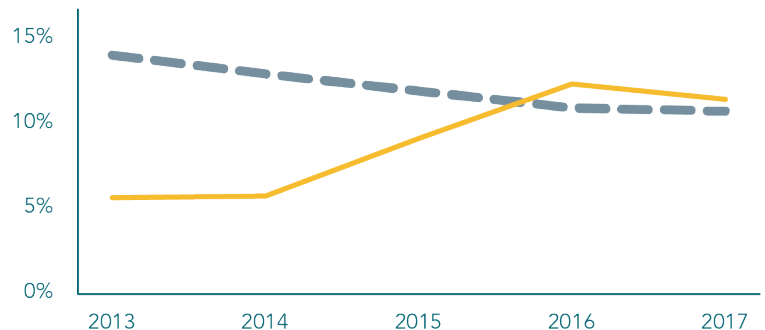
TOTAL POPULATION	23,511	NO PARENT EMPLOYED	17%
TOTAL BIRTHS IN 2016	277	SINGLE PARENT HOUSEHOLD	33%
WHITE POPULATION	91%	POVERTY OF ALL AGES	18%
BLACK POPULATION	7%	MOTHERS WITHOUT HIGH SCHOOL DIPLOMA	11%

## CHRONIC ABSENCE AND DROPOUT RATES

CHRONIC ABSENCE



DROPOUT RATE



MS ITAWAMBA