

GRENADA



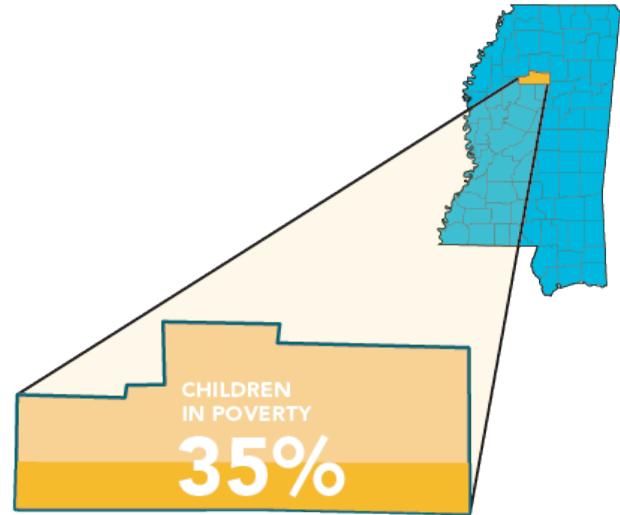
EDUCATION

BY PUBLIC SCHOOL DISTRICT

GRENADA

TOTAL DISTRICT ENROLLMENT	4,039
% PROFICIENT OR ABOVE IN 3RD GRADE LANGUAGE ARTS	49%
% PROFICIENT OR ABOVE IN 3RD GRADE MATH	56%
CHRONIC ABSENCE	11%
DROPOUT RATE	10%
GRADUATION RATE	82%

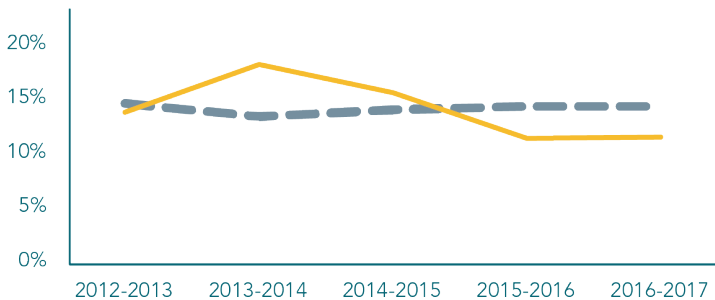
DEMOGRAPHICS



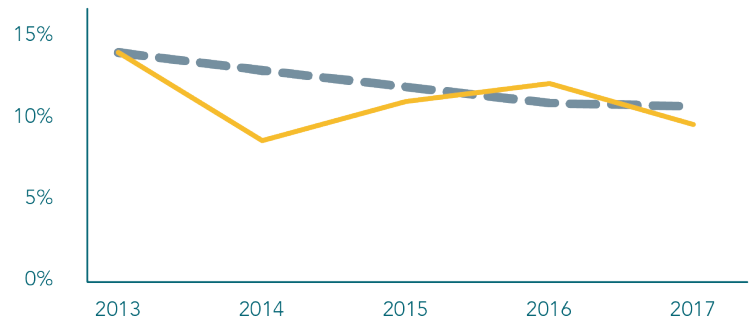
TOTAL POPULATION	21,518	NO PARENT EMPLOYED	19%
TOTAL BIRTHS IN 2016	298	SINGLE PARENT HOUSEHOLD	54%
WHITE POPULATION	55%	POVERTY OF ALL AGES	23%
BLACK POPULATION	44%	MOTHERS WITHOUT HIGH SCHOOL DIPLOMA	14%

CHRONIC ABSENCE AND DROPOUT RATES

CHRONIC ABSENCE



DROPOUT RATE



MS GRENADA