

GEORGE



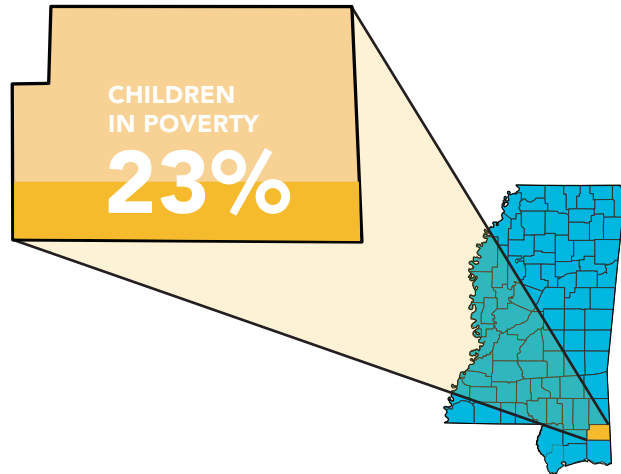
EDUCATION

BY PUBLIC SCHOOL DISTRICT

GEORGE

TOTAL DISTRICT ENROLLMENT	4,149
% PROFICIENT OR ABOVE IN 3RD GRADE LANGUAGE ARTS	31%
% PROFICIENT OR ABOVE IN 3RD GRADE MATH	23%
CHRONIC ABSENCE	20%
DROPOUT RATE	7%
GRADUATION RATE	89%

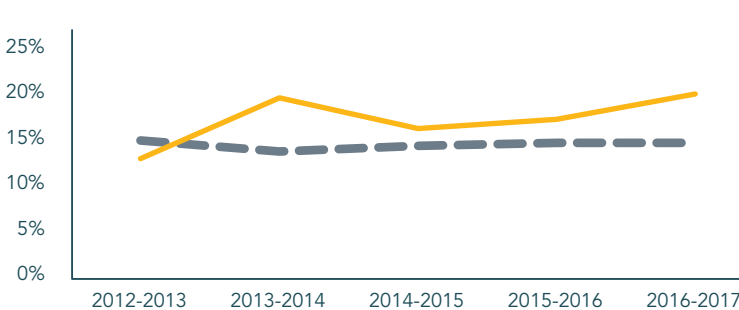
DEMOGRAPHICS



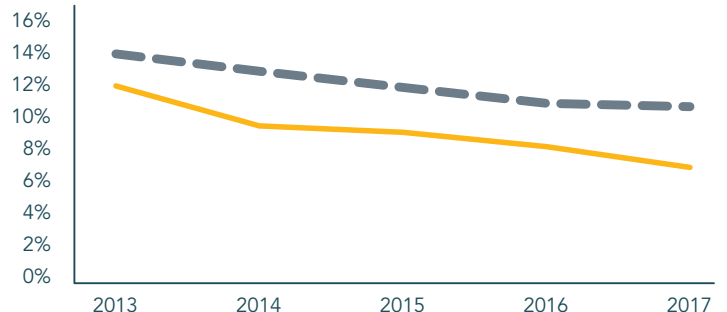
TOTAL POPULATION	23,313	NO PARENT EMPLOYED	27%
TOTAL BIRTHS IN 2016	390	SINGLE PARENT HOUSEHOLD	29%
WHITE POPULATION	89%	POVERTY OF ALL AGES	16%
BLACK POPULATION	7%	MOTHERS WITHOUT HIGH SCHOOL DIPLOMA	17%

CHRONIC ABSENCE AND DROPOUT RATES

CHRONIC ABSENCE



DROPOUT RATE



MS GEORGE