

FRANKLIN



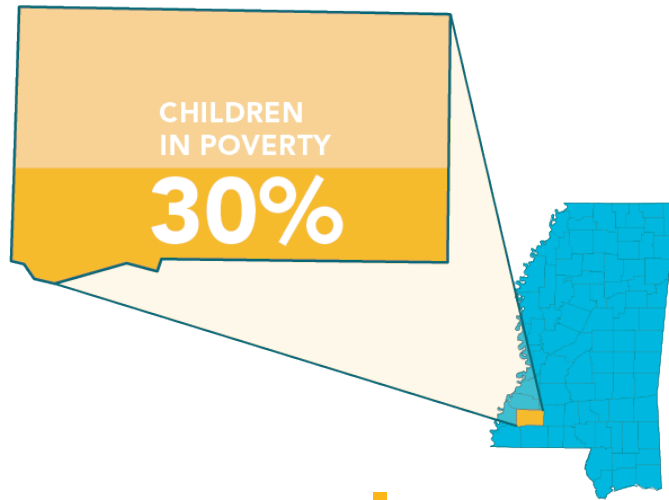
EDUCATION

BY PUBLIC SCHOOL DISTRICT

FRANKLIN

TOTAL DISTRICT ENROLLMENT	1,297
% PROFICIENT OR ABOVE IN 3RD GRADE LANGUAGE ARTS	45%
% PROFICIENT OR ABOVE IN 3RD GRADE MATH	48%
CHRONIC ABSENCE	11%
DROPOUT RATE	7%
GRADUATION RATE	84%

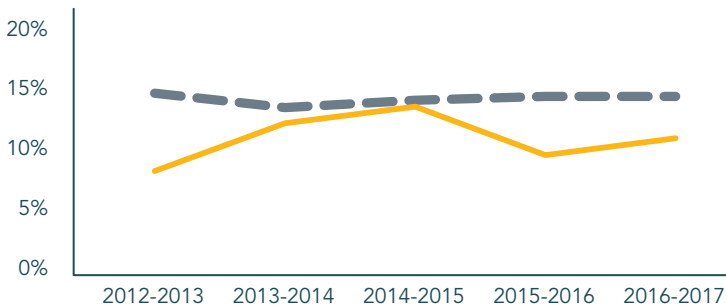
DEMOGRAPHICS



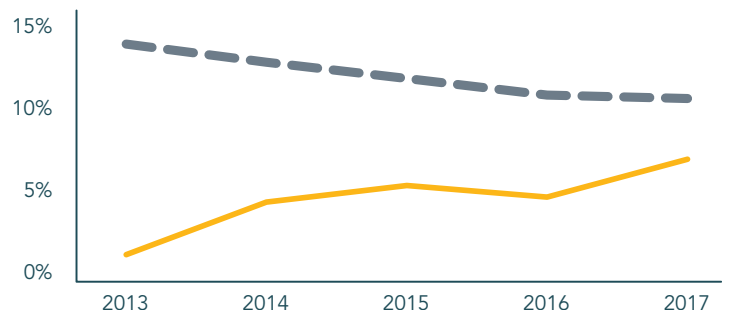
TOTAL POPULATION	7,818	NO PARENT EMPLOYED	16%
TOTAL BIRTHS IN 2016	83	SINGLE PARENT HOUSEHOLD	38%
WHITE POPULATION	64%	POVERTY OF ALL AGES	20%
BLACK POPULATION	36%	MOTHERS WITHOUT HIGH SCHOOL DIPLOMA	13%

CHRONIC ABSENCE AND DROPOUT RATES

CHRONIC ABSENCE



DROPOUT RATE



MS FRANKLIN