

# COVINGTON



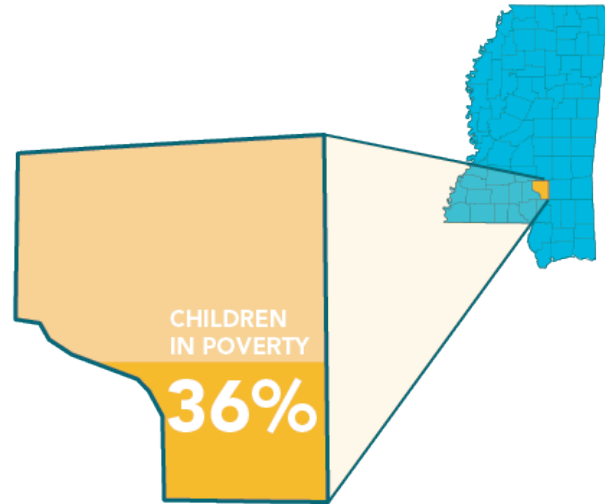
## EDUCATION

BY PUBLIC SCHOOL DISTRICT

### COVINGTON

TOTAL DISTRICT ENROLLMENT	2,870
% PROFICIENT OR ABOVE IN 3RD GRADE LANGUAGE ARTS	25%
% PROFICIENT OR ABOVE IN 3RD GRADE MATH	25%
CHRONIC ABSENCE	16%
DROPOUT RATE	12%
GRADUATION RATE	80%

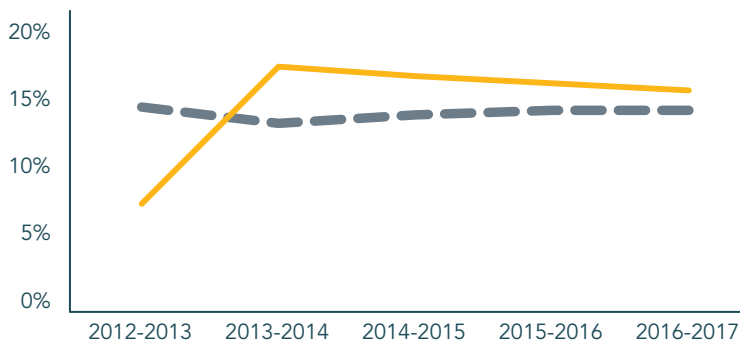
## DEMOGRAPHICS



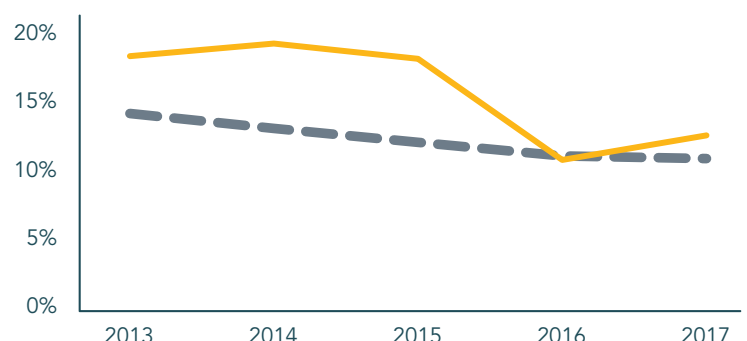
TOTAL POPULATION	19,503	NO PARENT EMPLOYED	22%
TOTAL BIRTHS IN 2016	267	SINGLE PARENT HOUSEHOLD	51%
WHITE POPULATION	62%	POVERTY OF ALL AGES	24%
BLACK POPULATION	37%	MOTHERS WITHOUT HIGH SCHOOL DIPLOMA	11%

## CHRONIC ABSENCE AND DROPOUT RATES

CHRONIC ABSENCE



DROPOUT RATE



MS COVINGTON