

# CLAY

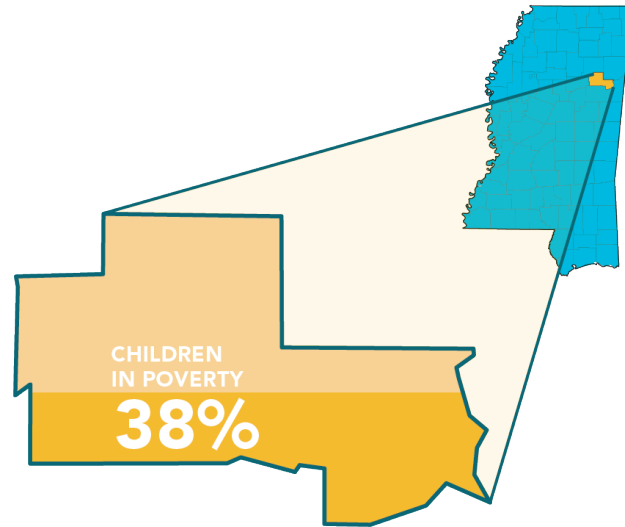


## DEMOGRAPHICS

### EDUCATION

by public school district

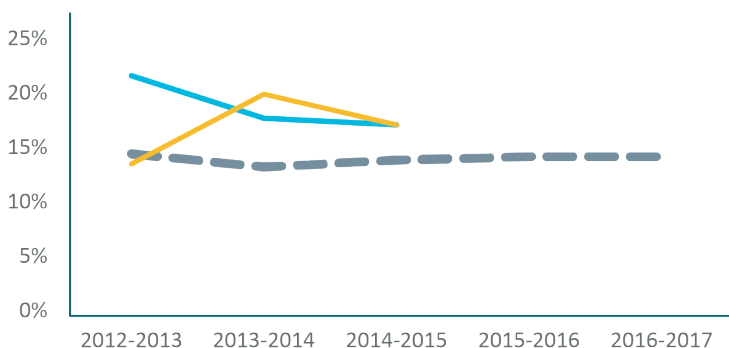
	CLAY	WEST POINT
TOTAL DISTRICT ENROLLMENT		3,057
% PROFICIENT OR ABOVE IN 3RD GRADE LANGUAGE ARTS		27%
% PROFICIENT OR ABOVE IN 3RD GRADE MATH		28%
CHRONIC ABSENCE		18%
DROPOUT RATE		3%
GRADUATION RATE		89%



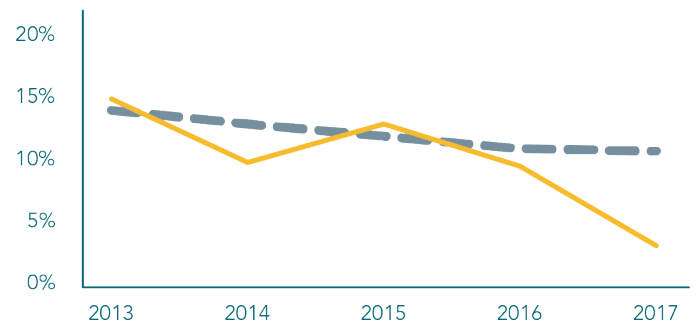
TOTAL POPULATION	<b>20,147</b>	NO PARENT EMPLOYED	<b>10%</b>
TOTAL BIRTHS IN 2016	<b>229</b>	SINGLE PARENT HOUSEHOLD	<b>59%</b>
WHITE POPULATION	<b>41%</b>	POVERTY OF ALL AGES	<b>24%</b>
BLACK POPULATION	<b>58%</b>	MOTHERS WITHOUT HIGH SCHOOL DIPLOMA	<b>14%</b>

## CHRONIC ABSENCE AND DROPOUT RATES

CHRONIC ABSENCE



DROPOUT RATE



MS WEST POINT CLAY