

# CARROLL



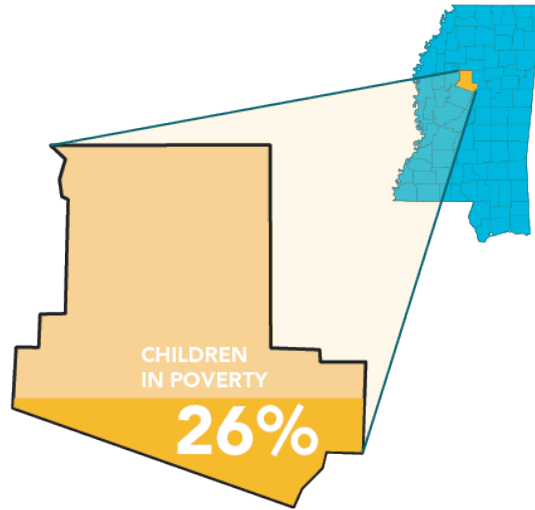
## EDUCATION

BY PUBLIC SCHOOL DISTRICT

### CARROLL

TOTAL DISTRICT ENROLLMENT	942
% PROFICIENT OR ABOVE IN 3RD GRADE LANGUAGE ARTS	20%
% PROFICIENT OR ABOVE IN 3RD GRADE MATH	15%
CHRONIC ABSENCE	17%
DROPOUT RATE	11%
GRADUATION RATE	81%

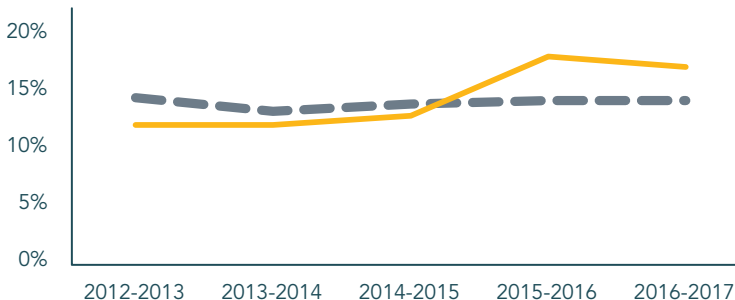
## DEMOGRAPHICS



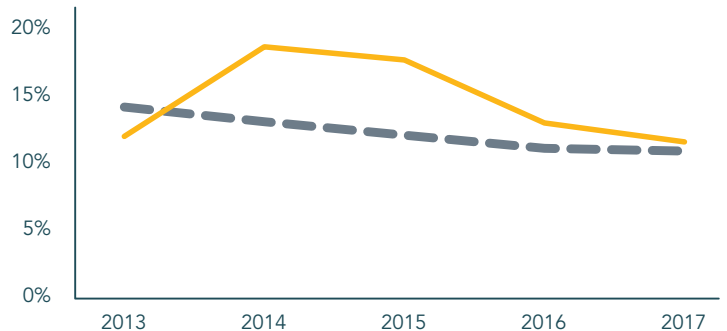
TOTAL POPULATION	10,301	NO PARENT EMPLOYED	20%
TOTAL BIRTHS IN 2016	75	SINGLE PARENT HOUSEHOLD	28%
WHITE POPULATION	65%	POVERTY OF ALL AGES	17%
BLACK POPULATION	33%	MOTHERS WITHOUT HIGH SCHOOL DIPLOMA	16%

## CHRONIC ABSENCE AND DROPOUT RATES

CHRONIC ABSENCE



DROPOUT RATE



MS CARROLL