

BENTON



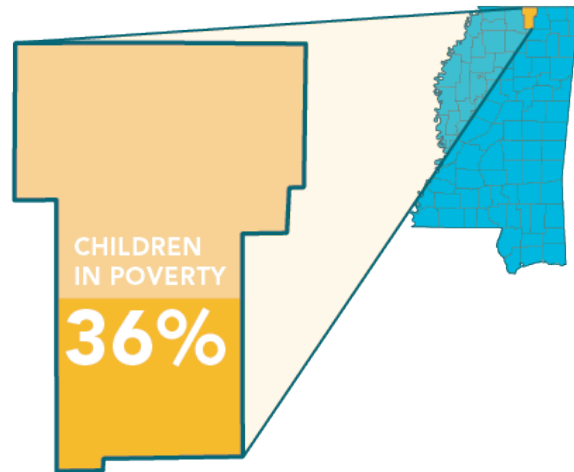
EDUCATION

BY PUBLIC SCHOOL DISTRICT

BENTON

TOTAL DISTRICT ENROLLMENT	1,148
% PROFICIENT OR ABOVE IN 3RD GRADE LANGUAGE ARTS	35%
% PROFICIENT OR ABOVE IN 3RD GRADE MATH	53%
CHRONIC ABSENCE	20%
DROPOUT RATE	17%
GRADUATION RATE	77%

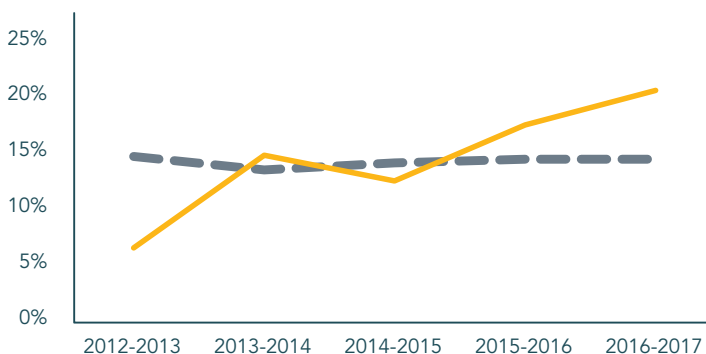
DEMOGRAPHICS



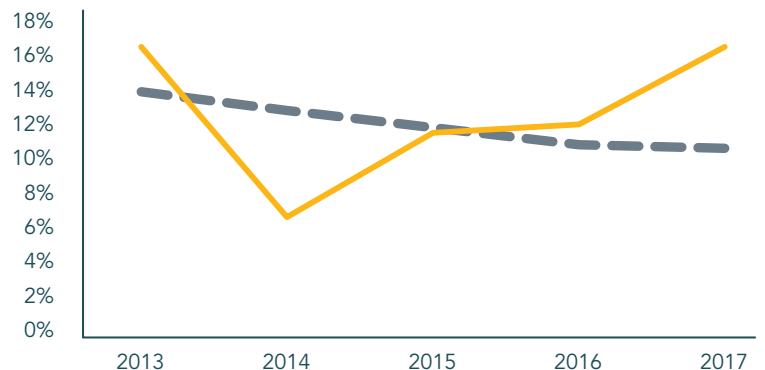
TOTAL POPULATION	8,378	NO PARENT EMPLOYED	3%
TOTAL BIRTHS IN 2016	105	SINGLE PARENT HOUSEHOLD	35%
WHITE POPULATION	61%	POVERTY OF ALL AGES	25%
BLACK POPULATION	37%	MOTHERS WITHOUT HIGH SCHOOL DIPLOMA	21%

CHRONIC ABSENCE AND DROPOUT RATES

CHRONIC ABSENCE



DROPOUT RATE



MS BENTON