

AMITE




EDUCATION

BY PUBLIC SCHOOL DISTRICT

AMITE

TOTAL DISTRICT ENROLLMENT	1,024
% PROFICIENT OR ABOVE IN 3RD GRADE LANGUAGE ARTS	16%
% PROFICIENT OR ABOVE IN 3RD GRADE MATH	26%
CHRONIC ABSENCE	17%
DROPOUT RATE	13%
GRADUATION RATE	73%

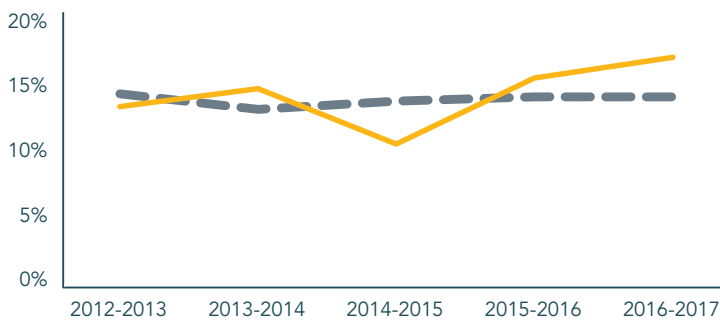
DEMOGRAPHICS



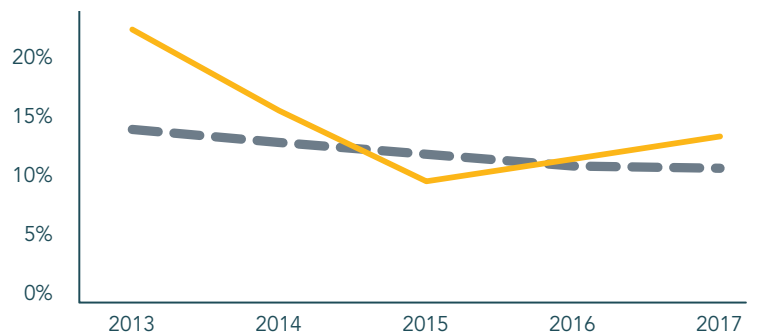
TOTAL POPULATION	12,692	NO PARENT EMPLOYED	8%
TOTAL BIRTHS IN 2016	126	SINGLE PARENT HOUSEHOLD	37%
WHITE POPULATION	58%	POVERTY OF ALL AGES	24%
BLACK POPULATION	42%	MOTHERS WITHOUT HIGH SCHOOL DIPLOMA	14%

CHRONIC ABSENCE AND DROPOUT RATES

CHRONIC ABSENCE



DROPOUT RATE



MS AMITE